


## FF102/50 Intumescent Fire Block for Ventilated Rainscreen Systems


### Step 1

- Fix FF102/50 with non-combustible screws
- Fixings to have a head diameter between 1/4" and 1/2" and suitable length and type for substrate
- Ensure label side is facing out into cavity
- Fixings must be along center line of the Fire Block
- Do not overdrive fixing, screw head must sit flush or slightly proud



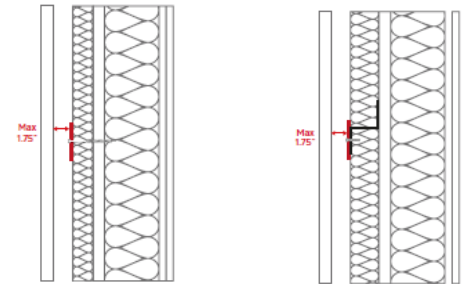
### Step 2

- Each length up to 20" requires a minimum of two fasteners
- Product must be fixed at 5" from the ends
- Distance between fasteners cannot exceed 10"



### Step 3

- Product must be mechanically fixed in position to leave a maximum air gap of 1 3/4" between the product and the back of the cladding panel
- When fixing FF102/50 through existing cavity insulation, ensure fixing embeds into a solid substrate, e.g. sheathing board, steel stud or concrete slab. Alternatively FF102/50 can be fixed into steel Z girt



### Step 4

- Adjacent lengths must be tightly abutted
- In case of vertical rails, product must be tightly abutted against rail
- Ensure Fire Block is free to expand without obstruction



**STORE PROPERLY STACKED IN A DRY, DARK AND COOL STORAGE.  
HANDLE WITH CARE.**

**PRODUCT FOR INDUSTRIAL OR PROFESSIONAL USE ONLY.  
KEEP AWAY FROM CHILDREN.**

**WARNING:** This product is designed to be used by professional contractors familiar with the applicable federal, state, and local regulations and specifications. Prior to handling this product, carefully read the safety data sheet and the following important health and safety warnings.

**CONTAINS STONE WOOL INSULATION**

Stone fibers may cause temporary mechanical irritation to the skin, throat, nose and eyes.

**FIRST AID**

**Skin**

If irritation occurs, do not rub or scratch. Rinse under running water prior to washing with mild soap and water. Consult a physician if irritation persists.

**Throat and Eyes**

If irritation occurs, flush eyes with water and/or drink water to clear throat. Do not rub the eyes. Consult a physician if irritation persists.

**PRECAUTIONS**

- Wear long sleeve, loose fitting clothing, gloves and eye protection.
- For additional information, refer to the Material Safety Data Sheet (MSDS).