

FF109-FRSC

1 Hour Fire Rated Speaker Cover

Fire Protection for in-ceiling loudspeakers up to 10"

Product Description

The FF109-FRSC 1 Hour Fire Rated Speaker Cover is a dome-shaped intumescent enclosure which has been specifically designed to help maintain the integrity of fire-resistance rated ceilings for one hour when penetrated by in-ceiling loudspeakers.

In addition, the sound absorbing properties of the proprietary intumescent material enhance the acoustic performance of the structure for crisper and clearer sound.

Key Benefits

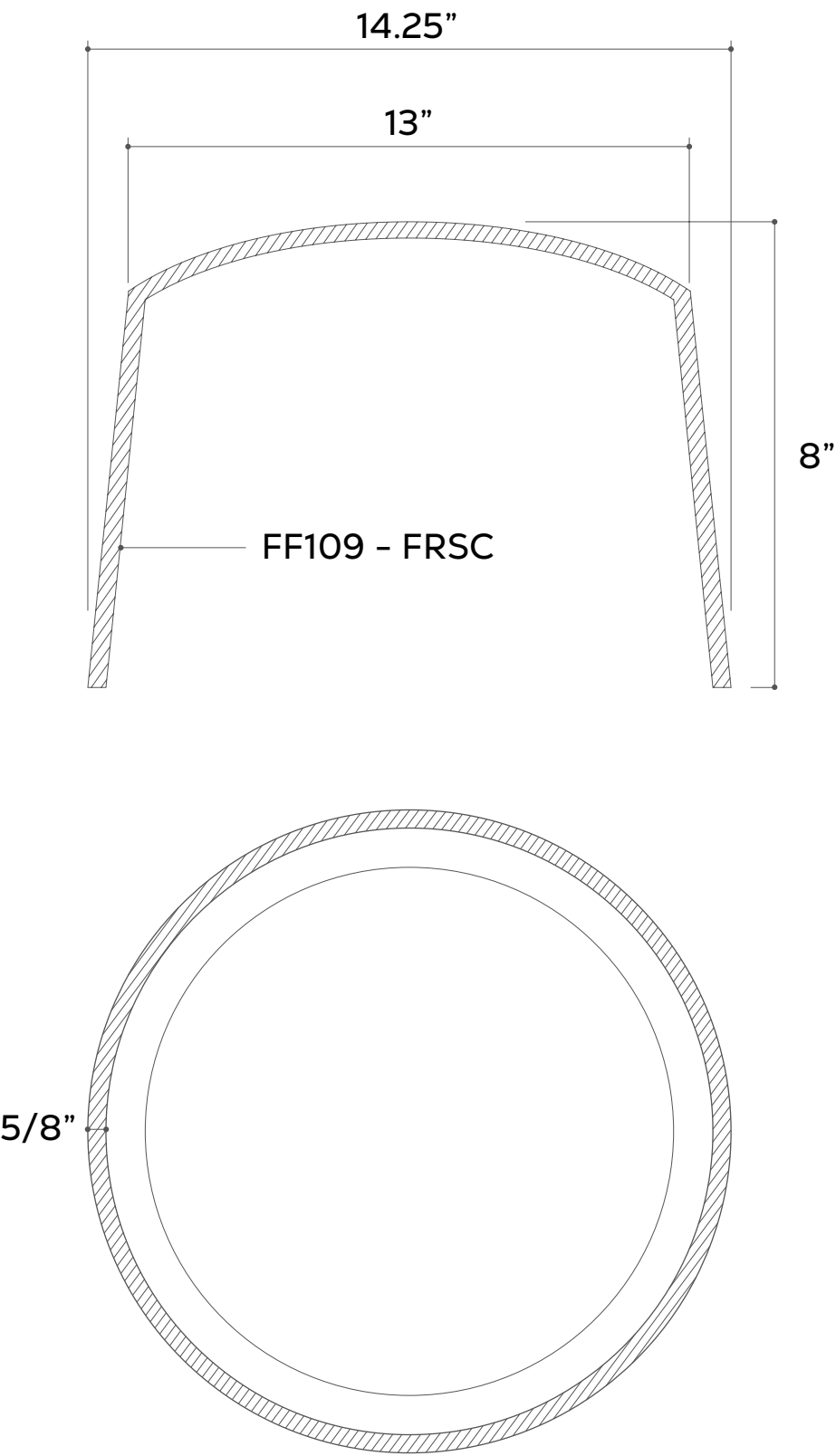
- 60 minute protection
 - Enhances the acoustic protection of the ceiling
 - For use in floor/ceiling assemblies
 - Lightweight (approx. 1.5 lbs)
 - Easy Installation - can be fitted in seconds - no screws, drilling or additional sealant required
 - Flexible material enables the cover to be fitted around obstacles or retro-fitted
 - For ceiling cut-outs up to 10 5/8"
 - Easy to remove and re-install for speaker maintenance
 - Can be used with a wide variety of speaker manufacturers
 - Maintenance free
 - Suitable for a wide range of in-ceiling loudspeakers
-

Approvals

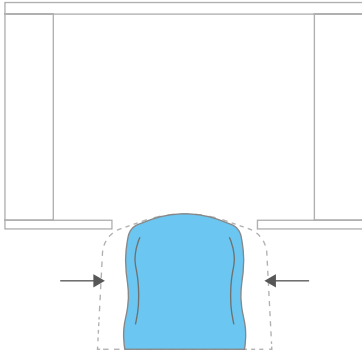
Intertek/ETL certified to maintain the fire rating (1 hour) of fire-rated floor/ceiling assemblies.



Dimensions

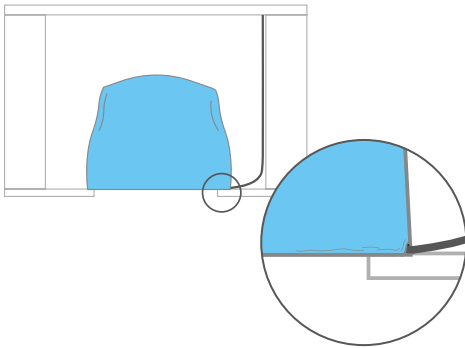


Installation Steps



STEP 1

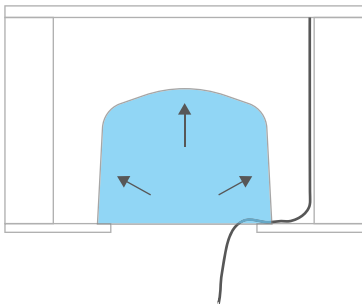
Carefully fold the Tenmat Speaker Cover in gently, push through the pre-cut ceiling opening.



STEP 2

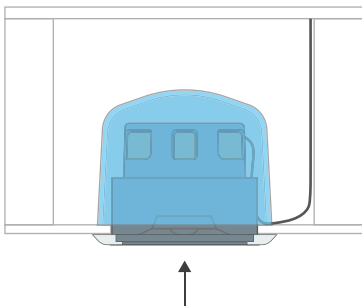
Slightly indent a part of the Cover's base to allow the speaker wire to run snug between the Cover and drywall board.

Feed the speaker wire underneath the base of the Cover.



STEP 3

Ensure the Tenmat Speaker Cover has sprung back into its original shape and sits flush with the backside of the drywall board.



STEP 4

Follow the speaker manufacturers' instructions to properly connect the in ceiling loudspeaker. Install speaker according to speaker manufacturers' manual.

Safety Considerations

*Be sure the electricity to the system you are working on is turned off; either the fuse removed or the circuit breaker set at off.

CONTAINS STONE WOOL INSULATION

Stone fibers may cause temporary mechanical irritation to the skin, throat, nose and eyes.

FIRST AID

Skin

If irritation occurs, do not rub or scratch. Rinse under running water prior to washing with mild soap and water. Consult a physician if irritation persists.

Throat and Eyes

If irritation occurs, flush eyes with water and/or drink water to clear throat. Do not rub the eyes. Consult a physician if irritation persists.

PRECAUTIONS

Wear long sleeve, loose fitting clothing, gloves and eye protection. For additional information, refer to the Material Safety Data Sheet.

Notes

Notes

FF109-FRSC

Tenmat Inc.
500 Water Street
Newport, DE 19804

(302) 633-6600
info@tenmatusa.com

www.tenmatusa.com



Tenmat warrants the materials it produces will conform to Tenmat specifications and approved drawings where applicable. It is entirely the customer's responsibility to make the final product choice and satisfy themselves of the suitability of the product for the intended application, carrying out testing where required. For construction projects, all products which the customer is intending to use on a particular project must be approved in writing by the customer's building designer, system designer or design control professional, to ensure compliance with the latest regulations.

The information contained in Tenmat data sheets is presented in good faith. Tenmat Limited makes passive fire protection product suggestions based solely upon and limited to the information made available to Tenmat. Tenmat possesses knowledge of fire test data and offers manufacturers installation advice. Within reason, Tenmat is skilled at offering opinion concerning the installations in question, and can comment on interfaces with other construction materials, but this is not a recommendation or decision. Decisions on overall building fire strategy are not made by Tenmat. Tenmat products have been tested for a wide range of construction types, and they must be only used in accordance with Tenmat test evidence. Each specific Tenmat product must be installed into a construction that matches the corresponding test report. Tenmat product performance requires safe and proper handling and correct installation. For construction projects, all products which the customer is intending to use on a particular project must be approved in writing by the customer's building designer, system designer or design control professional, to ensure compliance with the latest regulations. Tenmat can provide the relevant fire test evidence on request.