

**Step 1**

### Aligning the cover


Inside the cover there is a half round dark grey intumescent pad which has to be positioned directly over the can. Leave the beige colored area without padding directly over the junction box (see picture).



**Step 2**

### Fitting the cover over the fixture hangers bars


Place the Tenmat FF109X cover over the fixture. Cut four small slits at the bottom of the cover just deep enough to fit over the hanger bars of the fixture and enable the cover to sit flush over the drywall or ceiling tile.



**Step 3**

### Installing and wiring the light


Install the light following closely the manufacturer's instructions. The wire can be fed through the side of the cover closer to the junction box. Due to the nature of the product it is easy to poke the wire through the material or cut a small opening with a knife. Follow the light manufacturer's instructions to make proper connections.



**Step 4**

### Final check

Check for secure fit, and make sure the cover overhangs the hanger bars. The bottom of the FF 109X Cover should be in full contact with the back surface of the drywall board or ceiling tile.



Type FF109X Fire Rated Recessed Light Cover luminaire enclosure for use over UL Listed IC-rated recessed incandescent and fluorescent luminaires with housing 6-1/2 in. max. diam, 7 in. max. height (as measured from top of base), made from aluminum or painted or galv steel. Luminaires supported on a base 7-1/2 in. by 10 in. max., made from painted or galv steel and screw-attached to the fixture. Each luminaire with trim and lens weighs 3.8 lb max. Luminaire enclosure and luminaire installed in accordance with the accompanying instructions. Luminaire enclosure and luminaire for use in maximum 2 hr fire rated D500-, G500- and L500-Series Floor-Ceiling designs and in maximum 1 hr fire rated P500-Series Roof-Ceiling designs. Number of luminaires not to exceed the ratio one per 25 sq ft of total ceiling area with min separation of 3 ft between luminaires. Luminaire enclosure and luminaire for use in maximum 2 hr fire rated D200-, G200-, J200- and L200-Series Floor-Ceiling designs and in maximum 1 hr fire rated P200-Series Roof-Ceiling designs with nominal 24 by 24 in. or 24 by 48 in. acoustical lay-in ceiling panels. Number of luminaires not to exceed the ratio of one per 25 sq ft of total ceiling area with

**WARNING:** BE SURE THE ELECTRICITY TO THE SYSTEM YOU ARE WORKING ON IS TURNED OFF; EITHER THE FUSE REMOVED OR THE CIRCUIT BREAKER SET AT OFF.

**CONTAINS STONE WOOL INSULATION**

Stone fibers may cause temporary mechanical irritation to the skin, throat, nose and eyes.

**FIRST AID**

**Skin**

If irritation occurs, do not rub or scratch. Rinse under running water prior to washing with mild soap and water. Consult a physician if irritation persists.

**Throat and Eyes**

If irritation occurs, flush eyes with water and/or drink water to clear throat. Do not rub the eyes. Consult a physician if irritation persists.

**PRECAUTIONS**

- Wear long sleeve, loose fitting clothing, gloves and eye protection.
- For additional information, refer to the Material Safety Data Sheet (MSDS).

CLASSIFIED FOR FIRE RESISTANCE  
FIRE RESISTANCE CLASSIFICATION  
SEE UL FIRE RESISTANCE DIRECTORY

